


(4)

No. 70/SSP/OW/2011  
OFFICE OF THE SENIOR SUPDT. OF POLICE  
HEADQUARTERS, PUDUCHERRY.



ORDER

Dated: 18.04.2011

Sub: Police Control Room – Operation of PCR Mobiles – Reg.

-o0o-

The Police Control Room will function in the office complex of Senior Superintendent of Police (HQ) round the clock in order to enable the public to get immediate help, whenever required.

Duties of the Control Room

1. The Control Room will receive the information regarding various crimes and law and order situations.
2. They will convey all the important information regarding crime, law and order, etc., to senior officers as well as Circle Inspectors, Police Stations, etc.
3. They will also direct the nearest PCR vans to attend any accident, crime and law and order situations.
4. The time of receipt of the call and the time of information being sent to the PCR vans along with the details of information, name of the caller, phone no. etc. should be entered in the General Diary.
5. They will coordinate the efforts of the Police Department in view of the serious law and order and other situations.
6. The brief action taken report should also be entered in the General Diary.

Telephones attached to PCR

The telephone connections "2231310" and "2231300" have been installed in the control room. The public can access the PCR by dialing "100" which is a toll free number.


Mobile Patrolling vehicles

It has been decided to operationalize 6 mobile patrolling vans to cover the entire area of Puducherry region. The following 6 strategic locations are identified as Red Alert Points.

1. Beach Road (Tourist PS)(Grand Bazaar PS limit – North Sub-Division)
2. Bus Stand (Orleanpet PS limit – North Sub-Division)
3. Hotel Aditi Junction (Grand Bazaar PS limit – North Sub-Division)
4. Rajiv Gandhi Square (D'Nagar PS limit – South Sub-Division)
5. Marapalam Junction (Mudaliarpet PS limit – South Sub-Division)
6. Villianur Bye Pass Road junction (Villianur PS limit - South Sub-Division)

The mobile van numbers and their respective patrolling areas have been given in the Annexure-A.

5110. C.S. PS f- 2/10



L.S.P.

### Call Signs

The following call signs are allotted to the mobile patrolling vans:

Sl. No.	Patrolling Van No.	Call Sign
1.	Patrol Mobile-I	CCR Mobile-1
2.	Patrol Mobile-II	CCR Mobile-2
3.	Patrol Mobile-III	CCR Mobile-3
4.	Patrol Mobile-IV	CCR Mobile-4
5.	Patrol Mobile-V	CCR Mobile-5
6.	Patrol Mobile-VI	CCR Mobile-6

### Equipments

SP(MT) shall ensure that the vehicles are equipped with revolving red light and siren.

SP(Wireless) shall ensure that proper static wireless systems are placed in all the mobile patrolling vans.

Inspector(Stores) shall ensure that the following articles are supplied to all the PCR mobiles immediately.

1. First Aid kit - 1 no.
2. Torch light - 1 no.
3. Cane shield - 2 nos.
4. Helmet - 2 nos.
5. Rope - 1 no.
6. G.D. Register - 1 no.

### Manpower

Each PCR mobile shall consist of 2 Police Constables and 1 Driver. They will function 24 hours in three shifts as follows:

1. 1<sup>st</sup> Shift - 07.00 hrs. to 13.00 hrs.
2. 2<sup>nd</sup> Shift - 13.00 hrs. to 20.00 hrs.
3. 3<sup>rd</sup> Shift - 20.00 hrs. to 07.00 hrs.

The Police personnel will change their duties between their shifts at the red alert points mentioned above and should communicate the change of duty to the control room through wireless and shall also enter the same in the General Diary. An entry in the GD shall also be made about the handing over of the articles provided for the patrolling vehicle.

SP(PTS) shall provide 18 Drivers and 36 Police Constables from the newly passed out Batch to operationalize the mobile patrolling system.

### Supervision

The patrolling vehicles will be supervised round the clock by the Inspector (CCR). He will check the presence of the patrolling vans in their respective jurisdiction limits. The entries regarding the checking shall be entered in the General Diary maintained in the

patrolling vans and shall also on real time communicate the same to the Police Control Room through wireless which shall be recorded in the General Diary by the CCR staff. SP (MT) shall attach a LMV vehicle to the CCR for this supervisory purpose.


**Duties of Police Personnel of PCR vehicles**

1. The PCR vehicles shall patrol at a slow speed in there are in and around Red Alert Points and ensure that no untoward incident takes place in the area.
2. While patrolling, the staff shall pay more attention to all kind of crowded places such as bus stops, cinema halls, eve teasing points like schools and colleges, etc.
3. The will attend to all calls received from CCR regarding road accidents and take victims to the nearest hospitals.

**Quick Reaction Team(QRT)**

One section of IRBn commandos with gas equipments shall report to the Inspector of Police CCR for duty in the Control Room at 0600 hours to 1800 hours and 1800 hours to 0600 hours every day. The party should move in the Control Room vehicle to the spot whenever required. For this purpose one heavy vehicle already provided to QRT shall be utilized. Immediately after the arrival of the regular force and the concerned officers from the Police Station, the force should return to the Control Room after informing the senior officers on the spot. The QRT shall be supervised by the Deputy Commandant (IRBn)

/By order of IGP/



(Dr. V.J. CHANDRAN)  
SENIOR SUPDT OF POLICE(HQ)  
PUDUCHERRY

To  
All Concerned

**Copy Submitted to:**

The Inspector General of Police, Puducherry  
The Dy. Inspector General of Police, Puducherry

} For kind info. please